

ZEN

GREEN STAGE & SWING STAGE

Golf's moving floors

CONTENTS

ZEN GREEN STAGE®

PUTTING ONLY

On-Floor (Screen End) 5

On-Floor (Island) 6

In-Floor 7

PUTTING & FULL STRIKE

On-Floor 8

In-Floor 9

ZEN SWING STAGE®

FULL STRIKE ONLY

On-Floor 12

In-Floor 13

Testimonials 14

CONTACT US 15



Re-create every **makeable putt** 'and every fairway slope'

Putt on the most technically advanced playing surface in the world of golf.

Virtually limitless gradient combinations on a Tour-speed, true-rolling, organic and grass-like putting surface, exclusive to Zen Green Stage.

Trusted by Tour Players and their coaches, PGAs, Universities, Private Golfers, Major Venues, Golf Academies, Country Clubs & Golf Resorts, Retailers & Custom-Fitters and TV Broadcasters worldwide.

**Zen Green Stage:
Tour-standard putting on every green in the world.**

The image shows a Zen Green Stage putting green in a modern, brightly lit indoor facility. The green is a vibrant green color and is set on a sloped surface. The background wall is dark with vertical slats and features the Zen Green Stage logo in large, illuminated letters. The ceiling has recessed lighting. The overall atmosphere is professional and high-tech.

ZEN
GREEN STAGE

GREEN STAGE



GREEN STAGE

Features

- Three sizes: 12 x 8ft (3.7 x 2.4m), 16 x 8ft (4.9 x 2.4m), 20 x 8ft (6.1 x 2.4m)
- Adjust in 0.1% gradient increments
- One-touch slope adjustment
- Recreate any putt in history with incredible accuracy
- Use Presets to organise your putting practice
- Up to 6.5% Uphill / Downhill
- Up to 9% Left / Right
- Plus Double Breaks & Compound Gradients
- On-Floor / In-Floor option
- Zen Master organic ultra-true putting turf (11.5 stimp)
- Optional Strike Oval for Full Shots Tee to Green (takes long tee)
- Stance Mat included for Full Shots versions
- Stand-on-Stage wireless touchscreen control (included)
- Zen Green Stage App (included)
- Enhance your other technology with realistic slopes
- UKCA safety certification
- Silent operation, rapid slope transitions
- Floor Tablet Stand (included)
- Tabletop / Wall Tablet Stand (included)

ROOM SIZES

ZEN GREEN STAGE® PUTTING ONLY (Screen End)

On-Floor

PLAYING SURFACE

20ft x 8ft (6.10m x 2.44m)

16ft x 8ft (4.88m x 2.44m)

12ft x 8ft (3.66m x 2.44m)

TOTAL FOOTPRINT WITH SURROUND

20ft x 8ft

21ft 6" x 9ft 3" (6.54m x 2.83m)

16ft x 8ft

17ft 6" x 9ft 3" (5.32m x 2.83m)

12ft x 8ft

13ft 6" x 9ft 3" (4.10m x 2.83m)

STEP HEIGHT: 9" (230MM)



Additional ceiling height may be required if using a putting line overhead projection system

All dimensions are recommended minimums provided for guidance only

GREEN STAGE ON-FLOOR PUTTING ONLY (SCREEN END)

	FEET AND INCHES		
	A	B	C
20ft x 8ft Green Stage	11ft 10"	24ft 1"	7ft 8"
16ft x 8ft Green Stage	11ft 10"	20ft 1"	7ft 8"
12ft x 8ft Green Stage	11ft 10"	16ft 1"	7ft 8"

ROOM SIZES

ZEN GREEN STAGE® PUTTING ONLY (Island)

On-Floor

PLAYING SURFACE

20ft x 8ft (6.10m x 2.44m)

16ft x 8ft (4.88m x 2.44m)

12ft x 8ft (3.66m x 2.44m)

TOTAL FOOTPRINT WITH SURROUND

20ft x 8ft

21ft 10" x 9ft 3" (6.64m x 2.83m)

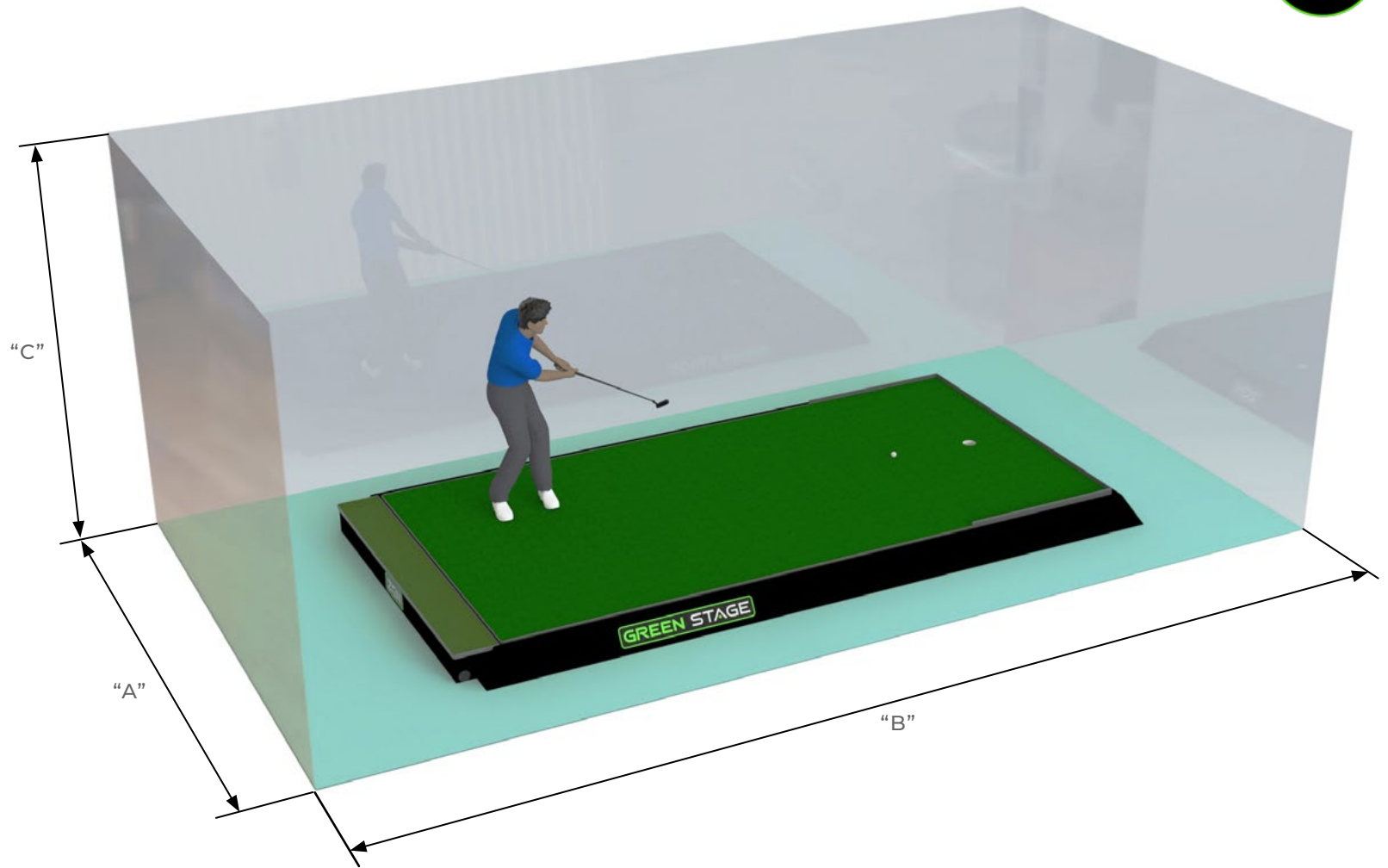
16ft x 8ft

17ft 10" x 9ft 3" (5.42m x 2.83m)

12ft x 8ft

13ft 10" x 9ft 3" (4.20m x 2.83m)

STEP HEIGHT: 9" (230MM)



Additional ceiling height may be required if using a putting line overhead projection system

All dimensions are recommended minimums provided for guidance only

GREEN STAGE ON-FLOOR PUTTING ONLY (ISLAND)

	FEET AND INCHES		
	A	B	C
20ft x 8ft Green Stage	11ft 10"	26ft 9"	7ft 8"
16ft x 8ft Green Stage	11ft 10"	22ft 9"	7ft 8"
12ft x 8ft Green Stage	11ft 10"	18ft 9"	7ft 8"

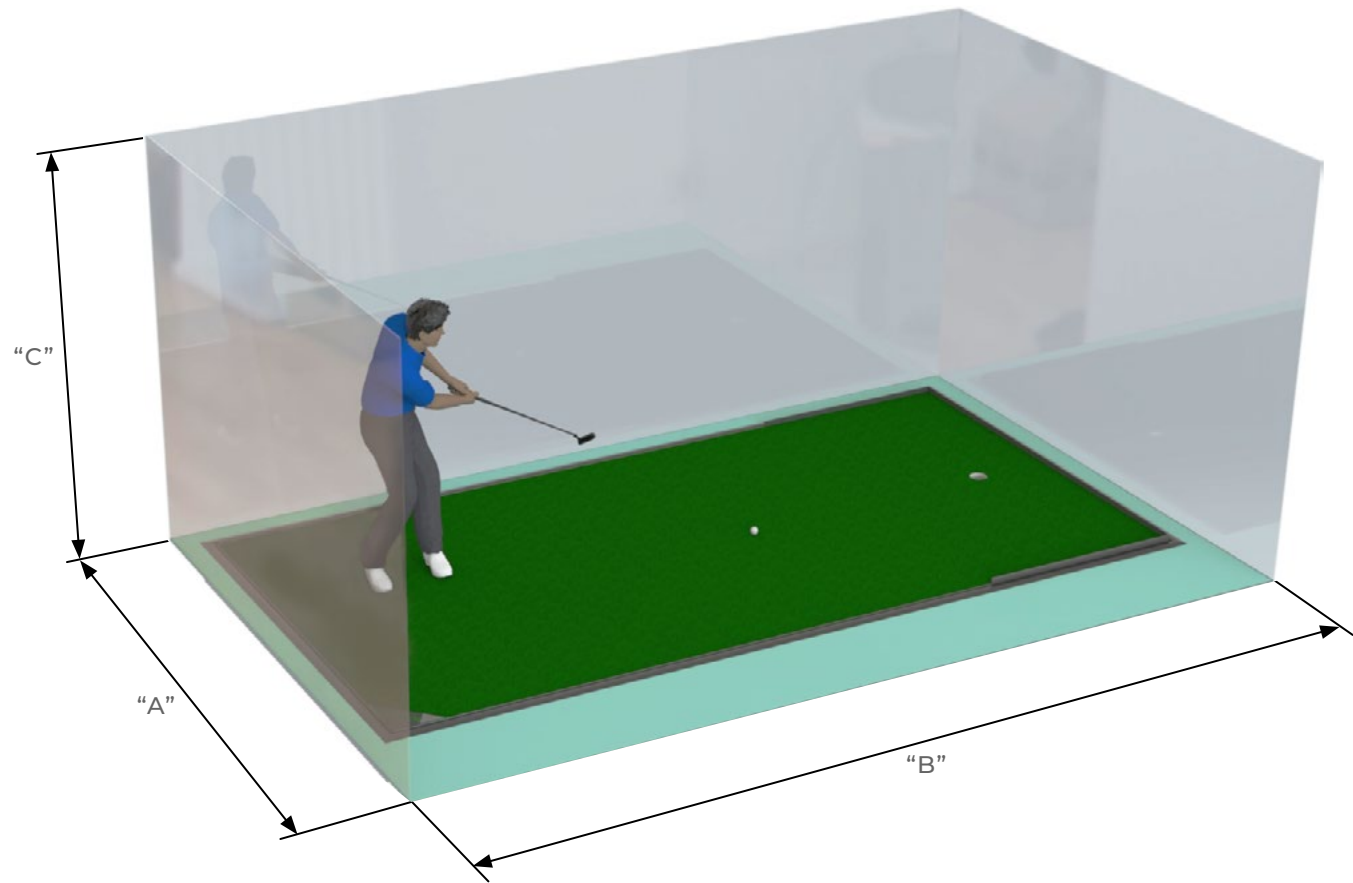
ROOM SIZES

ZEN GREEN STAGE® PUTTING ONLY

In-Floor

PLAYING SURFACE

- 20ft x 8ft (6.10m x 2.44m)
- 16ft x 8ft (4.88m x 2.44m)
- 12ft x 8ft (3.66m x 2.44m)



GREEN STAGE IN-FLOOR PUTTING ONLY

	FEET AND INCHES		
	A	B	C
20ft x 8ft Green Stage	10ft 10"	21ft 4"	6ft 11"
16ft x 8ft Green Stage	10ft 10"	17ft 4"	6ft 11"
12ft x 8ft Green Stage	10ft 10"	13ft 4"	6ft 11"

Additional ceiling height may be required if using a putting line overhead projection system

All dimensions are recommended minimums provided for guidance only

ROOM SIZES

ZEN GREEN STAGE® PUTTING & FULL STRIKE

On-Floor
with optional Strike Oval

PLAYING SURFACE

16ft x 8ft (4.88m x 2.44m)

12ft x 8ft (3.66m x 2.44m)

TOTAL FOOTPRINT WITH SURROUND

16ft x 8ft

17ft 6" x 9ft 3" (5.32m x 2.83m)

12ft x 8ft

13ft 6" x 9ft 3" (4.10m x 2.83m)

STEP HEIGHT: 9" (230MM)



1. Add 10" if using Driver / FW on sloping lies
2. Doppler system EG: TrackMan, Flightscope
3. Photometric system EG: GC Quad, SkyTrak
4. 2ft 8" clear behind Green Stage needed
5. Additional ceiling height may be required if using a putting line overhead projection system or overhead launch monitor / sim system

All dimensions are recommended minimums provided for guidance only

GREEN STAGE ON-FLOOR PUTTING & FULL STRIKE

	FEET AND INCHES					Screen to Wall
	A	B	B ⁴	C ¹	D	
Launch Monitor Position		Rear ²	Side ³			
16ft x 8ft Green Stage	14ft 9"	25ft 2"	22ft 8"	10ft 11"	14ft 4"	1ft
12ft x 8ft Green Stage	14ft 9"	21ft 2"	18ft 8"	10ft 11"	10ft 4"	1ft

20 x 8 model is not available in Putting & Full Strike spec

ROOM SIZES

ZEN GREEN STAGE® PUTTING & FULL STRIKE

In-Floor
with optional Strike Oval

PLAYING SURFACE

16ft x 8ft (4.88m x 2.44m)

12ft x 8ft (3.66m x 2.44m)



1. Add 10" if using Driver / FW on sloping lies
2. Doppler system EG: TrackMan, Flightscope
3. Photometric system EG: GC Quad, SkyTrak
4. 2ft 8" clear behind Green Stage needed
5. Additional ceiling height may be required if using a putting line overhead projection system or overhead launch monitor / sim system

All dimensions are recommended minimums provided for guidance only

GREEN STAGE IN-FLOOR PUTTING & FULL STRIKE

	FEET AND INCHES					Screen to Wall
	A	B	B ⁴	C ¹	D	
Launch Monitor Position		Rear ²	Side ³			
16ft x 8ft Green Stage	14ft 9"	25ft 7"	23ft 2"	10ft 2"	14ft 9"	1ft
12ft x 8ft Green Stage	14ft 9"	21ft	18ft 7"	10ft 2"	10ft 2"	1ft

20 x 8 model is not available in Putting & Full Strike spec

Feel the **golf course** under your feet

Play every shot, on every slope, from Tee to Green.

Take the lesson to the golf course on Zen Swing Stage.

Hit shots off thousands of different gradients, adjustable in seconds. Bring your launch monitor and golf sim to life by recreating the changing landscape underfoot. Change your Swing Path, Angle Of Attack, Swing Direction and Swing Plane – just by moving the ground.

Learn how to hit the ball off the real-world slopes of an undulating golf course.

**Zen Swing Stage:
Play 38,000 golf courses for real.**




THE BELFRY
HOTEL & RESORT



TOPTRACER	
CARRY	145 yd
BALL SPEED	99 mph
HEIGHT	85 ft
HAND TIME	6.2 s
CURVE	22 ft

SWING STAGE

SWING

ZEN



SWING STAGE

Features

- Adjust in 0.1% gradient increments
- One-touch slope adjustment
- Use Presets to organise your full swing and short game practice
- Up to 12% Uphill / Downhill Lies
- Up to 9% Sidehill Lies
- Plus Compound Gradients
- On-Floor / In-Floor option
- Strike Oval for Full Shots Tee to Green (takes long tee)
- High quality Stance Turf
- Stand-on-Stage wireless touchscreen control (included)
- Zen Green Stage App (included)
- Enhance your other technology with realistic slopes
- UKCA safety certification
- Silent operation, rapid slope transitions
- Floor Tablet Stand (included)



ROOM SIZES

ZEN SWING STAGE® FULL STRIKE ONLY

On-Floor

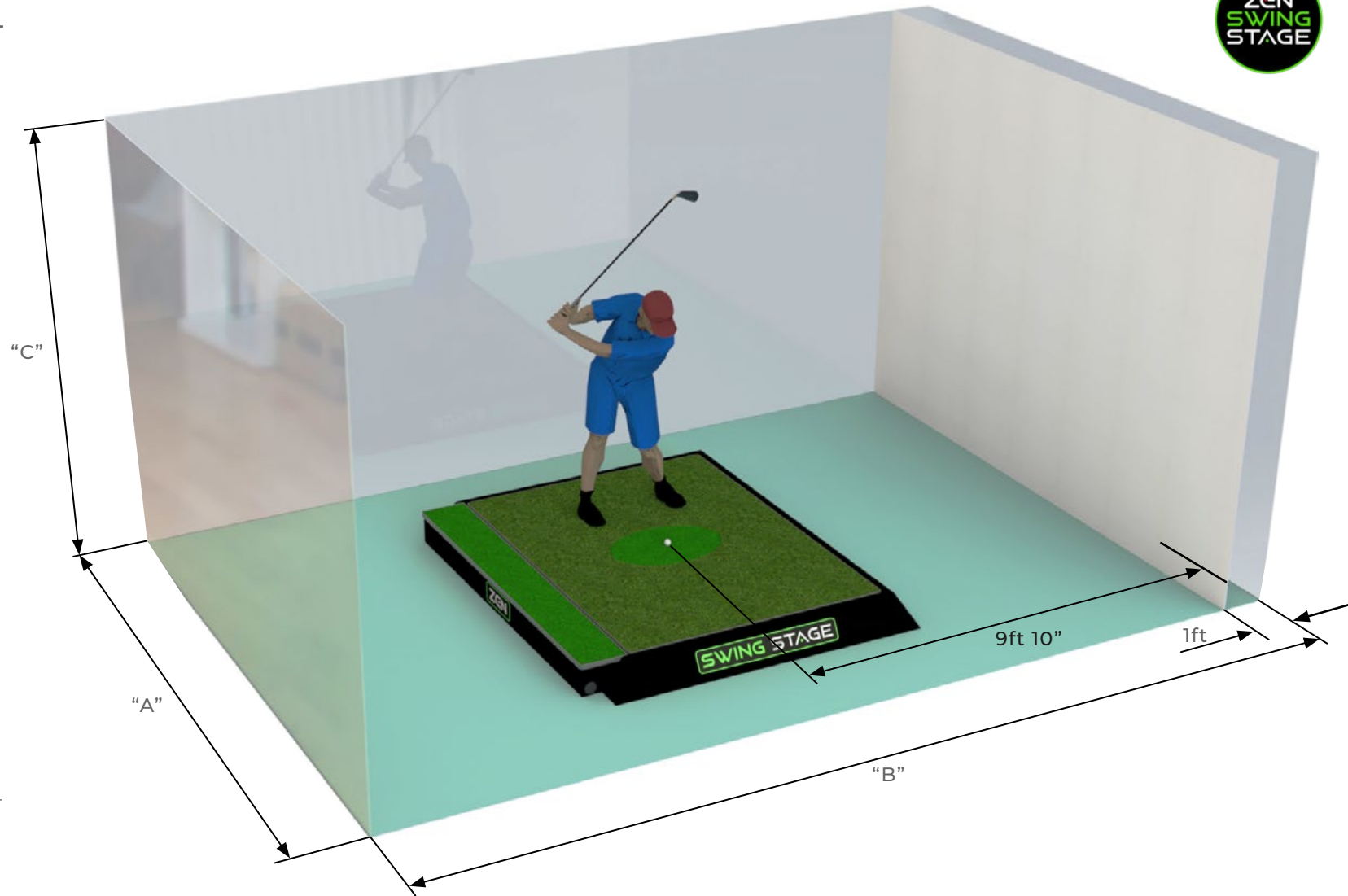
PLAYING SURFACE

6ft x 8ft (1.83m x 2.44m)

TOTAL FOOTPRINT WITH SURROUND

6ft x 8ft
7ft 9" x 9ft 3" (2.37m x 2.83m)

STEP HEIGHT: 9" (230MM)



1. Add 10" if using Driver / FW on sloping lies
2. Doppler system EG: TrackMan, Flightscope
3. Photometric system EG: GC Quad, SkyTrak
4. 2ft 8" clear behind Swing Stage needed
5. Additional ceiling height may be required if using a putting line overhead projection system or overhead launch monitor / sim system

All dimensions are recommended minimums provided for guidance only

SWING STAGE ON-FLOOR FULL STRIKE ONLY

	FEET AND INCHES				Screen to Wall
	A	B	B ⁴	C ¹	
Launch Monitor Position		Rear ²	Side ³		
6ft x 8ft Swing Stage	14ft 9"	18ft 6"	18ft 4"	10ft 11"	1ft

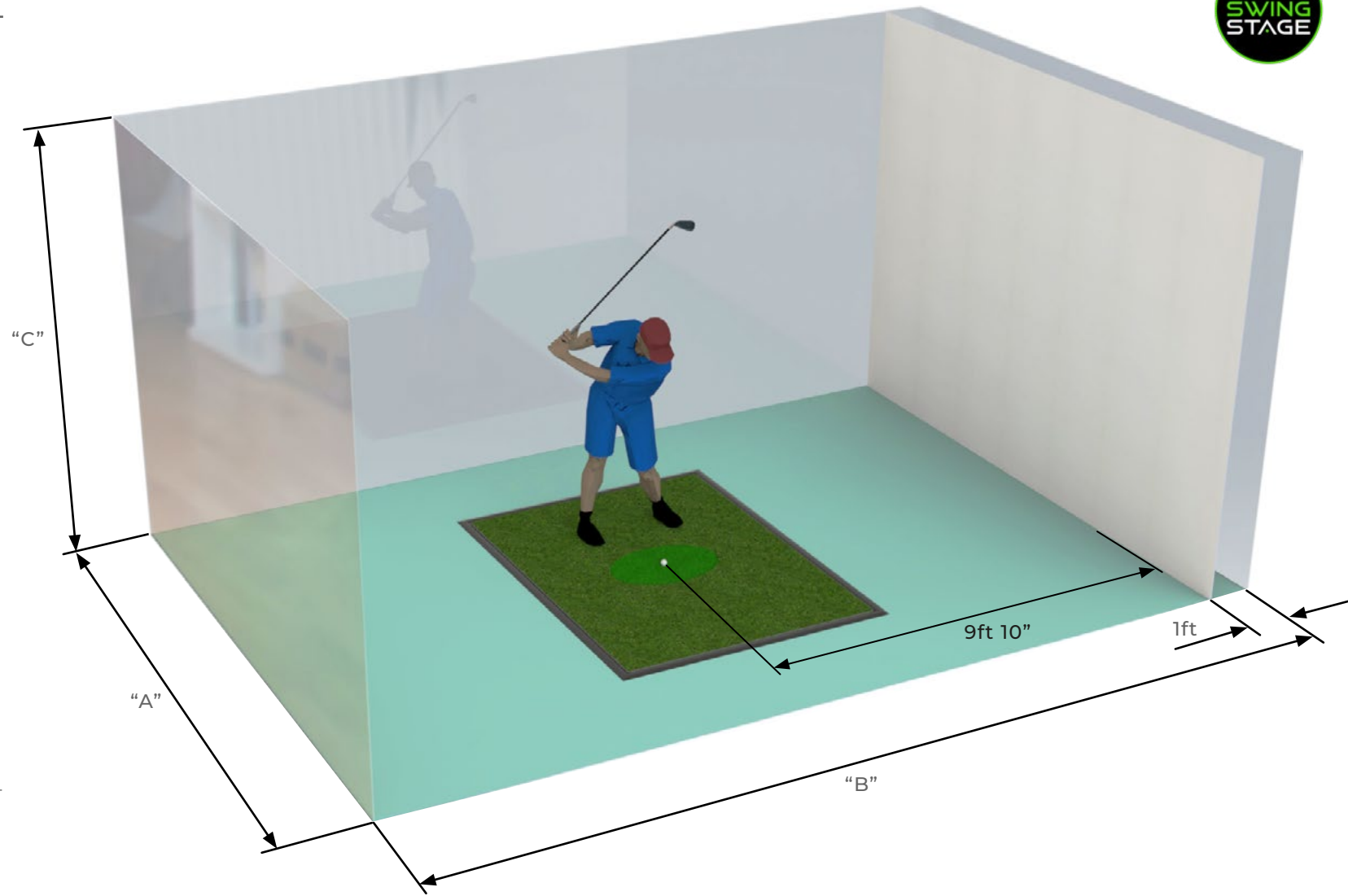


ROOM SIZES

ZEN SWING STAGE® FULL STRIKE ONLY

In-Floor

PLAYING SURFACE
6ft x 8ft (1.83m x 2.44m)



1. Add 10" if using Driver / FW on sloping lies
2. Doppler system EG: TrackMan, Flightscope
3. Photometric system EG: GC Quad, SkyTrak
4. 2ft 8" clear behind Swing Stage needed
5. Additional ceiling height may be required if using a putting line overhead projection system or overhead launch monitor / sim system

All dimensions are recommended minimums provided for guidance only

SWING STAGE IN-FLOOR FULL STRIKE ONLY

	FEET AND INCHES				Screen to Wall
	A	B	B ⁴	C ¹	
Launch Monitor Position		Rear ²	Side ³		
6ft x 8ft Swing Stage	14ft 9"	18ft 6"	18ft 4"	10ft 2"	1ft



PHIL KENYON,
Tour Putting Coach ..

“The Zen Green Stage has joined launch monitors as one of the essentials for the modern golf studio. I now give better lessons simply because I have it - in that respect, it's priceless.”



DARREN MAY,
Golf Coach,
Grove XXIII ..

“You can absolutely change someone's Swing Path, Angle Of Attack, Swing Direction and Swing Plane just by moving the ground with the Zen Swing Stage.”




TIM CUSICK,
Head Coach,
PGA of America ..

“The Zen Green Stage is a phenomenal putting green in so many different ways. Its ability to replicate some of the most famous putts in golf history is captivating for our students and coaches. It's a 'take away' you won't find anywhere else.”



DR PAUL HURRION, Quintic
Putting Analysis..

“When moving to my new putting studio, the Zen Green Stage was the key focus point in the design.”



PRESTON COMBS,
Tour Putting Coach,
Prestons Putting..

“Adding a Zen Green Stage has transformed my coaching and business. I cannot say enough positive things about my experience with Zen.”



IAN POULTER,
Ryder Cup golfer,
Zen Green Stage
owner ..

“Zen Green Stage is great practice. It's the business.”



STEPHEN BURNETT,
Performance
Manager (Men's Golf),
England Golf ..

“Ever since we built our indoor putting studio, the Zen Green Stage has taken 'centre stage' in helping our players refine their technique with the putter.”



TIM CUTSHALL,
IA Sports,
Golf Academy
designer .. “

Nowadays you should be designing your golf studio around Zen Green Stage. Nobody else out there has a product that can do this.”



KRISTIAN BAKER,
PGA Coach,
Ultimate Golf Studio,
Sunningdale Heath..

“Our Zen Green stage has created a whole new dynamic to what we are able to offer at the golf studio. As a teaching tool and a learning experience we couldn't be happier.”

Contact us for
more information

Info@Zen.Golf

Registered address:

Zen Green Stage Ltd,
G2, 12 Leeds Road, Sheffield, S9 3TY United Kingdom.

